



Tactical Criminal Analysis Graduate Certificate

Cohort 26
 Respondents 19
 Response Rate 73%

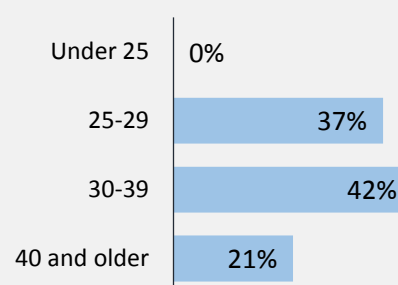
Description of Survey Respondents

Demographics

Gender



Age at the Time of the Survey



Aboriginal Identity

0%

Based on domestic students only.

Median Age

31

Further Education

63%

took further studies after graduating from their program

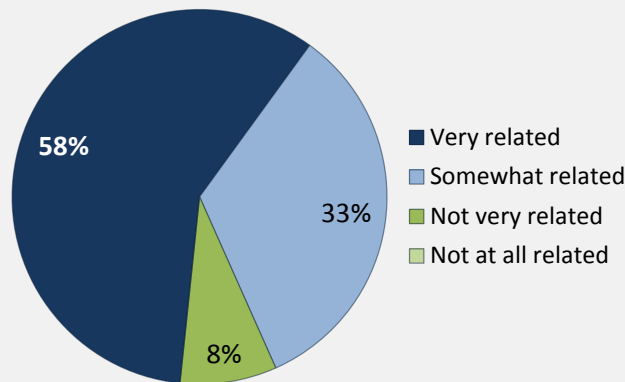
100%

of those who had taken further studies said their program helped prepare them

42%

of respondents were currently studying

Further Studies Related to Program



Of those who have taken further studies, including still attending. n = 12

44%

of those who took further studies expected transfer credit n = 4

Of those who expected transfer credit:

100%

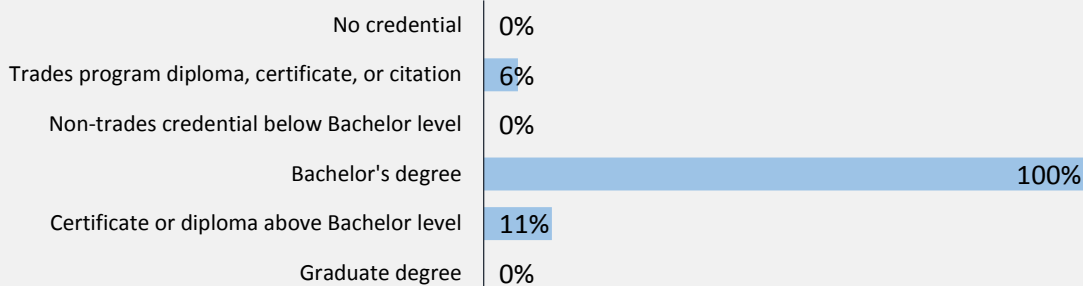
Received transfer credit

100%

were Very satisfied or Satisfied with their transfer experience

Past Education

100% of respondents had taken previous post-secondary education n = 19



Credentials are based on those who had taken previous post-secondary education. Respondents could report more than one type of post-secondary credential.

Beginning in 2015, respondents were asked if they took ABE or ESL courses during or prior to their studies

Adult Basic Education

5%

English as a Second Language

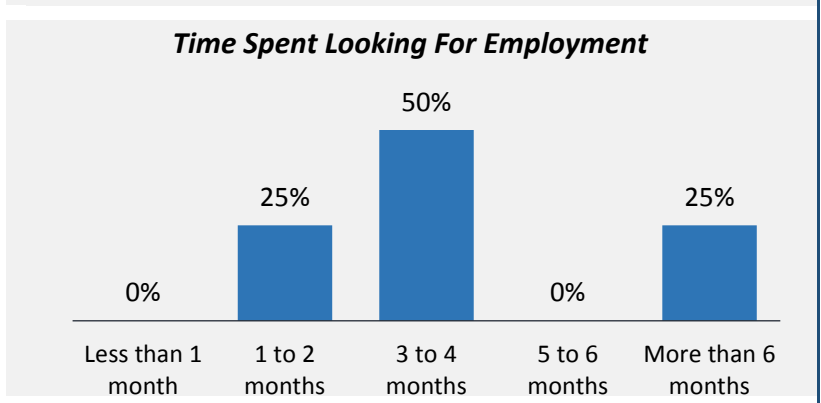
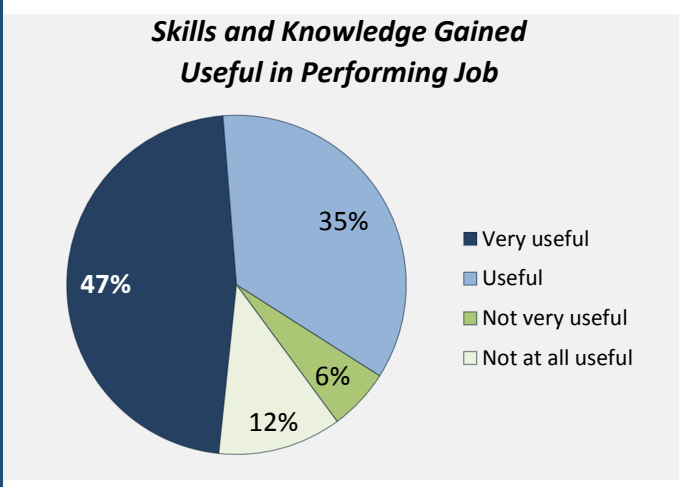
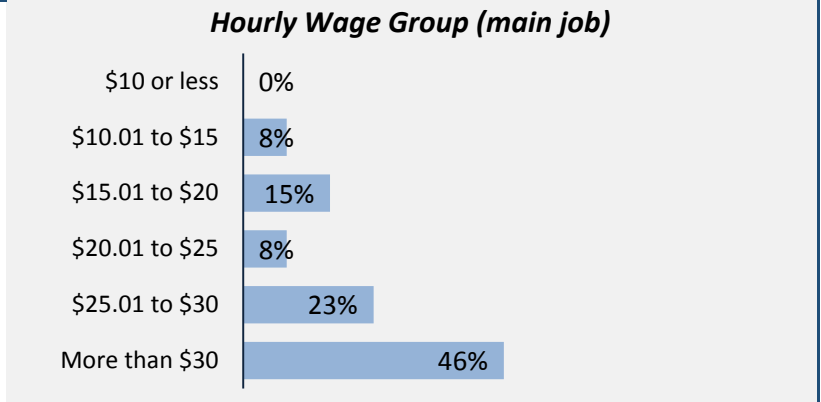
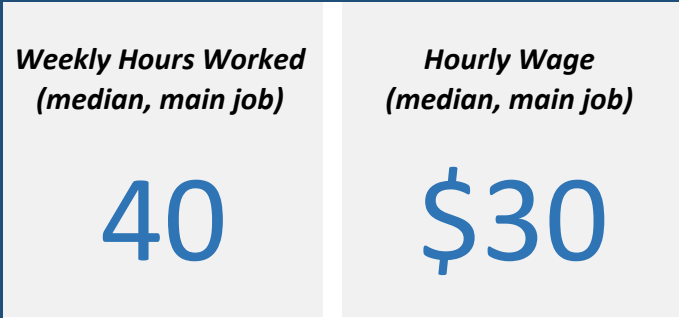
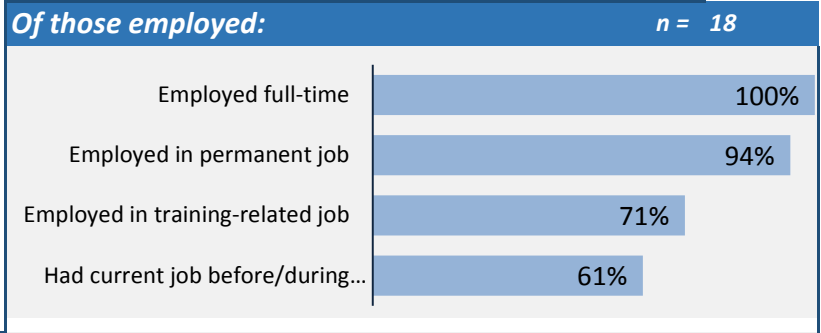
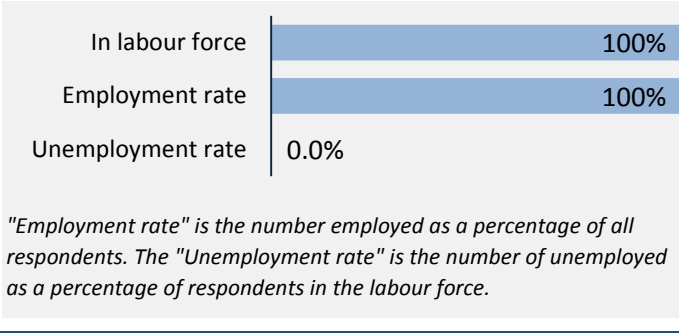
0%



Tactical Criminal Analysis Graduate Certificate

Cohort 26
 Respondents 19
 Response Rate 73%

Employment Outcomes



Top Occupations (4-digit NOC)

	# Employed	% of those employed
6541: Security guards and related security service occupations	5	28%
4311: Police officers (except commissioned)	3	17%
XXXX: Unclassified occupations	2	11%
6622: Store shelf stockers, clerks and order fillers	1	6%
4422: Correctional service officers	1	6%
0125: Other business services managers	1	6%
4212: Social and community service workers	1	6%
2171: Information systems analysts and consultants	1	6%
4169: Other professional occupations in social science, n.e.c.	1	6%
1111: Financial auditors and accountants	1	6%
	17	94%



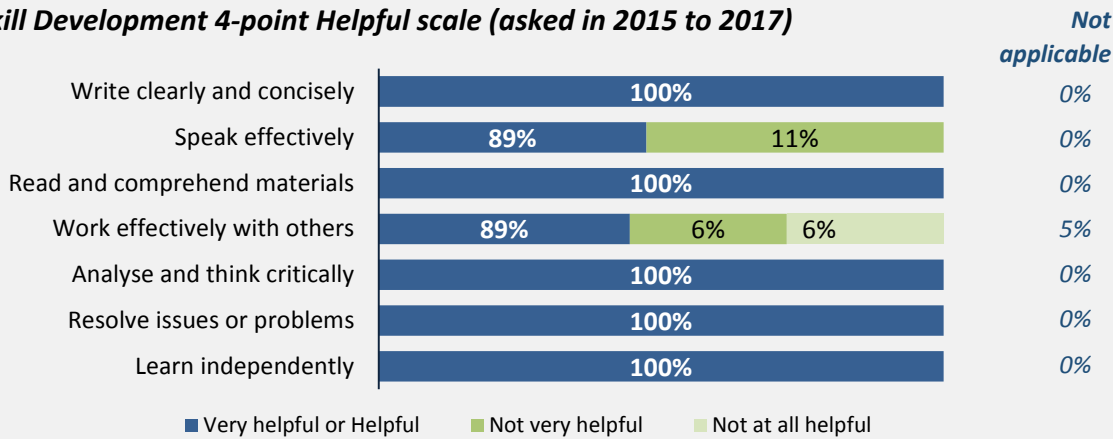
**Tactical Criminal Analysis
 Graduate Certificate**

Cohort 26
Respondents 19
Response Rate 73%

Skill Development and Post-Secondary Experience

In 2015, the skill development questions changed from a 5-point Well scale to a 4-point Helpful scale.

Skill Development 4-point Helpful scale (asked in 2015 to 2017)




Percentages are based on those who gave a valid rating, excluding those who said Not applicable.

**Overall Skill Rating
 (2015 to 2017)**

97%

Overall Skill Rating is an average of the percentages of those who answered Very helpful or Helpful to the 7 skill development questions. (AEST performance measures.)

Skill Development 5-point Well scale (asked 2013 to 2014)



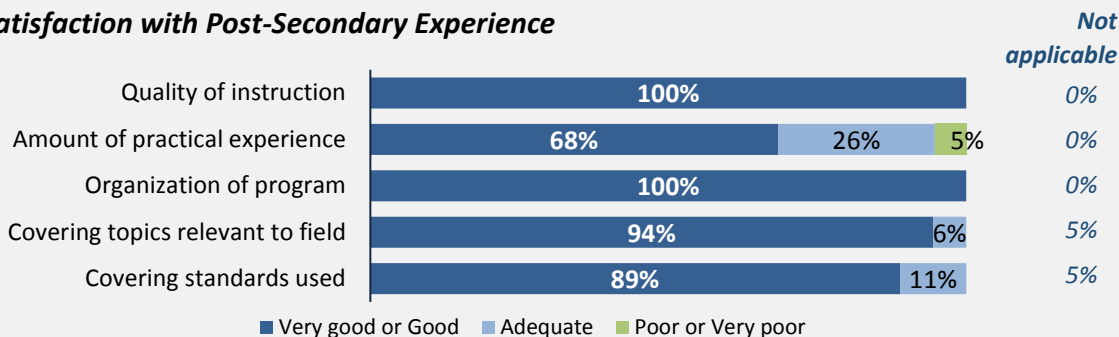
Percentages are based on those who gave a valid rating, excluding those who said Not applicable.

**Overall Skill Rating
 (2013 to 2014)**

-

Overall Skill Rating is an average of the percentages of those who answered Very well or Well to the 7 skill development questions. (AEST performance measures.)

Satisfaction with Post-Secondary Experience



Percentages are based on those who gave a valid rating, excluding those who said Not applicable.

100%

said they were Satisfied or Very satisfied with the education they received.