



Educational Institute Standard Score Performance Report

Contained in the 3 graphs below is a summary of your Educational Institute's performance compared to the performance of all candidates taking the Examination during the time period shown. The first two graphs show the percentage of candidates who passed the examination (Figure 1) and the average standard score achieved (Figure 2). In each case, the blue bar indicates performance of the National sample.

Educational Institute: BC - Justice Institute of British Columbia - Paramedic Academy Examination: Primary Care Paramedic Number of Examinees: 205 For the Period: 2020	Legend:  National Average  Educational Institute Average
--	---

Your Educational Institute's Passing Rate compared to the National Average

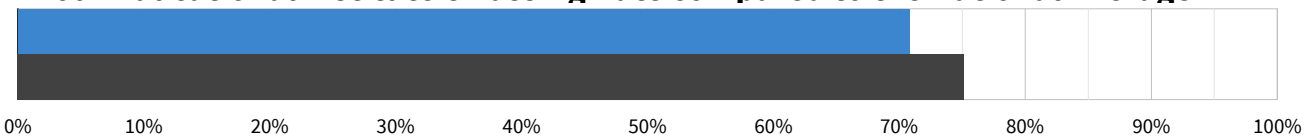


Figure 1. Your Educational Institute's Passing Rate, which shows how many candidates passed their Exam from your Institute.

Your Educational Institute's Standard Score Performance compared to the National Average

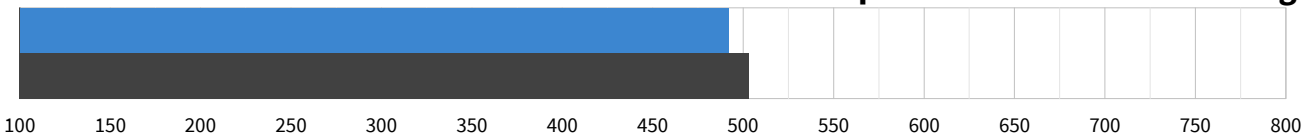


Figure 2. Your Educational Institute's standardized total score, which determines a candidate's Exam Result (Pass/Fail)

In Figure 3 below, you will see 16 bars (two bars for each of the 8 NOCP Competency Areas). For each pair of bars, the upper bar (in blue) depicts the average standard score for the entire national sample. Conversely, the lower bar in each pair depicts the performance of your educational institute. To aid in interpretation, the lower bars for your institution are colour-coded as follows: **red** indicates an area where candidates' performance was well below acceptable; **yellow** indicates an area where candidates' performance was somewhat below acceptable; **light green** indicates an area where candidates' performance was acceptable; and, **dark green** indicates an area where candidates' performance was above acceptable.

Your Educational Institute's Competency Standard Scores compared to the National Average

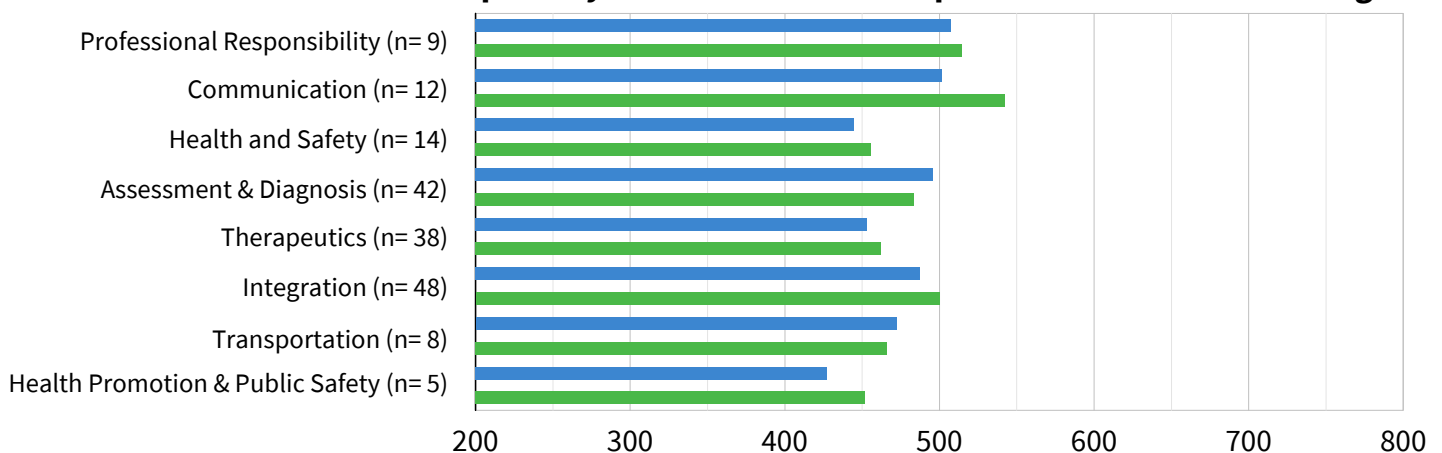


Figure 3. Your Educational Institute's standardized competency scores for each NOCP Competency Area.

Note on Standard Scores: Every COPR Examination is assembled to cover the same proportion of exam content. However, each exam differs somewhat in its overall difficulty. To not penalize candidates who receive more difficult exams, scores from each exam are **standardized** to be comparable to previous exams' scores. For example, 70% on a more difficult exam will be rescaled to a **higher** standard score than 70% from an easier exam. Using standard scores, passing scores are the same across all examinations (in this case, 450) and scores on different examinations can be directly compared.